

# Red Crab Specifications Fishing Years 2014-2016 Decision Document

---



NEFMC

September 24, 2013

Hyannis, MA





# *Goal of Specifications Package*

---

1. Establish specifications for fishing years 2014-2016 based on best available information and SSC review and recommendation

# *Management Unit Terms*

---

- Target stock: **Deep sea red crab**
- Non-target species: **None**
- Ecosystem Component Species: **None**
- State/federal ACL issues: **None**



# Amendment 3 Specification Setting Process

---

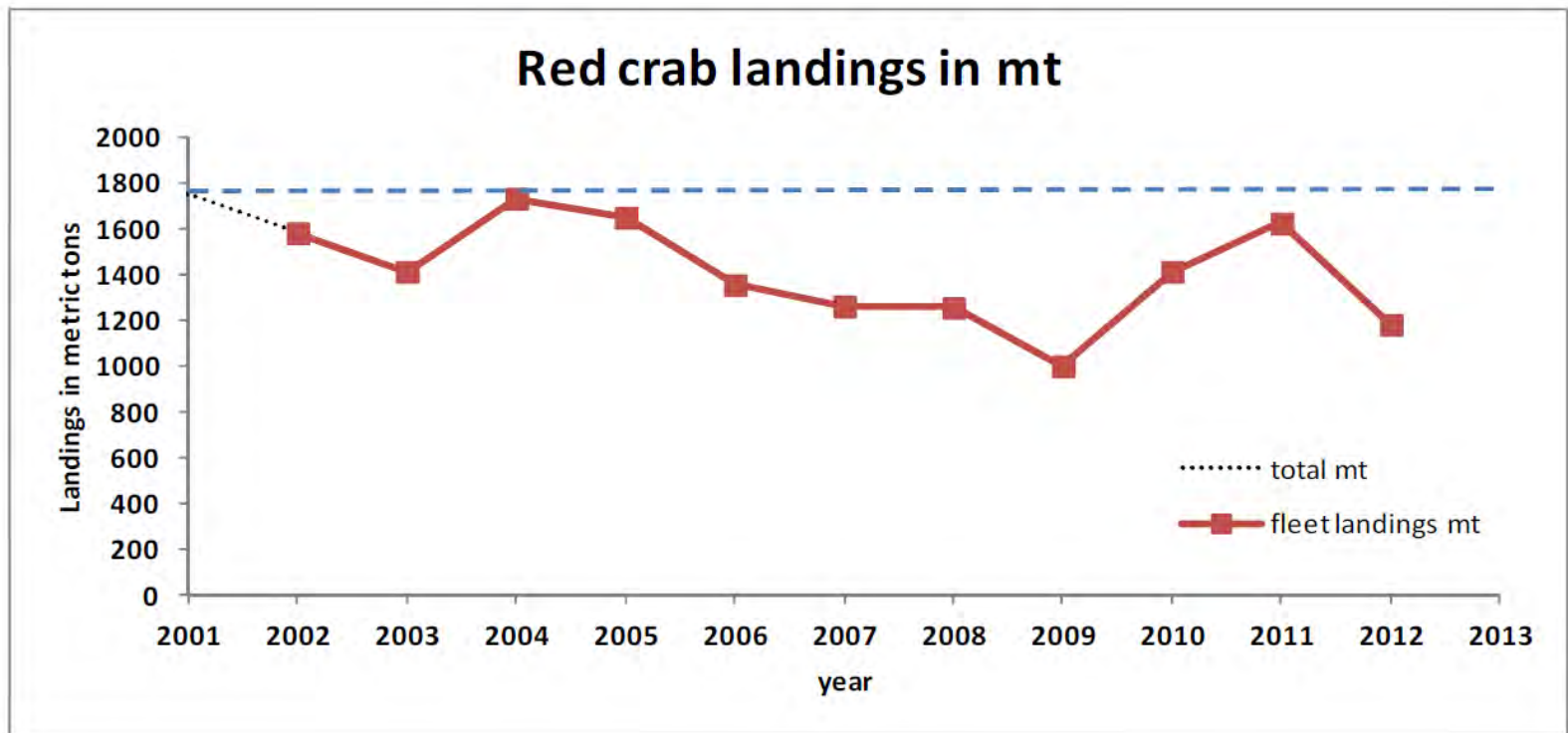
- Modified the specification-setting process to include the SSC
- Modified the specification components to include ABC, ACL, or TAL

# Specifications for 2011-2013

---

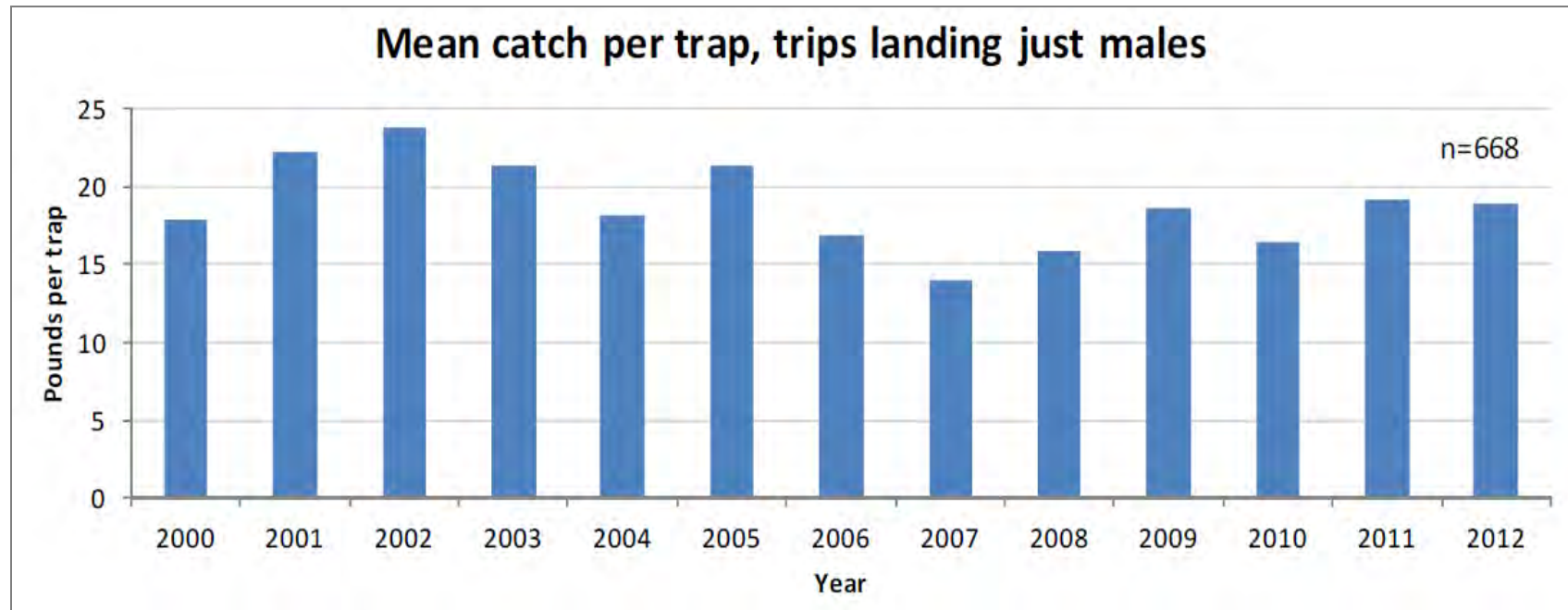
	Approved Measure
MSY (mt)	Undetermined
OFL (mt)	Undetermined
OY (mt)	Undetermined
ABC (mt)	1,775
ACL (mt)	1,775
Target TAC (mt)	n/a
Fleet DAS	n/a
TAL (mt)	1,775

# Updated Landings Information (page 6 Specs)



- 2010-2012 landings were lower than Total Allowable Landings (TAL) limit
- 2010-2012 landings are consistent with average landings since 2000
- Market-driven fishery, landings reflect market demand (J. Williams)

# Updated LPUE Information (Page 8 Specs)



- LPUE data interpreted from VTR reports using same method as developed in 2006
- LPUE appears stable in 2010-2012 and shows an increasing trend since 2007

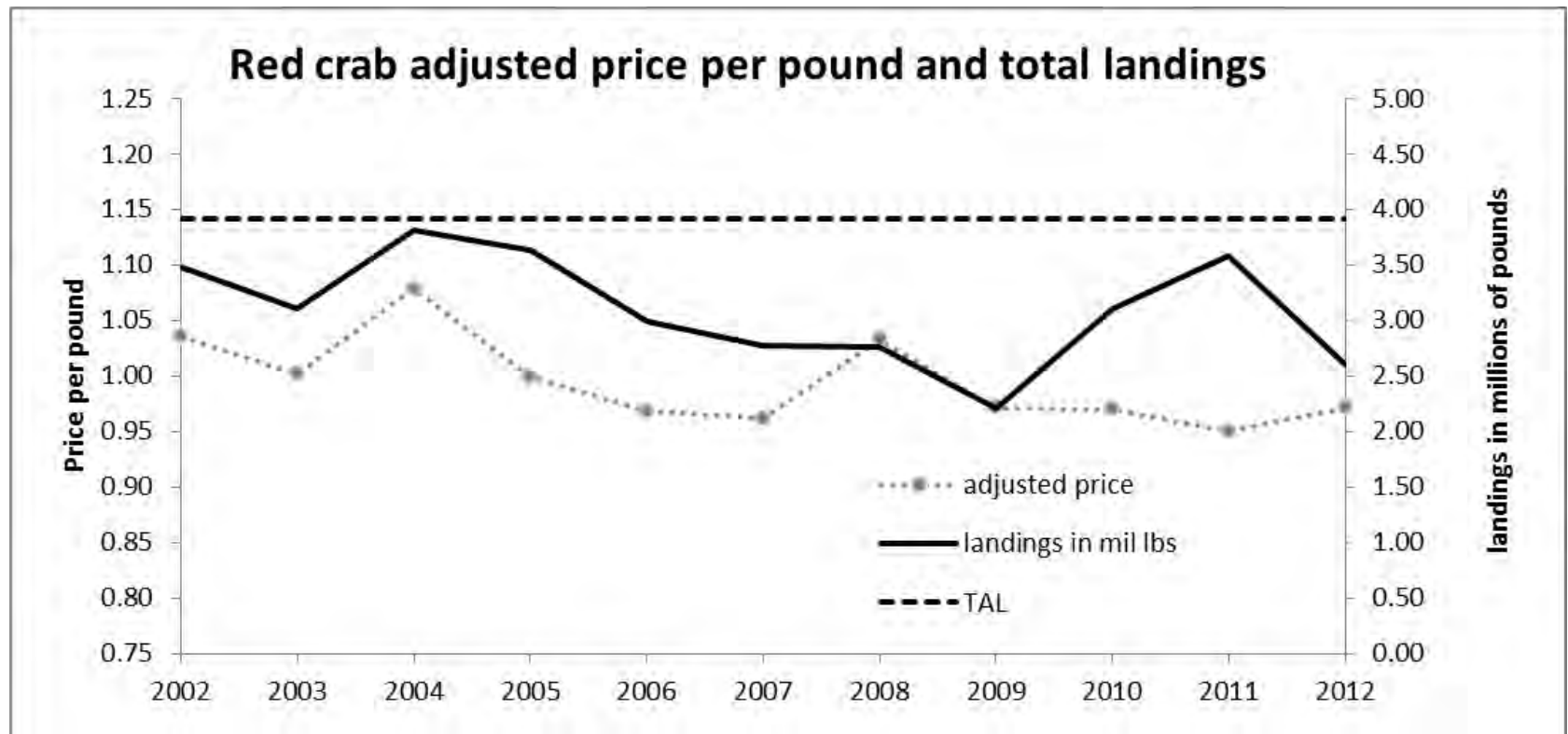
# Price and Revenue (Page 11 Specs)

Fishing year	Price per Pound	Inflation Adjusted Price	Total Fleet Landings	Inflation Adjusted Revenue
2002	\$0.86	\$1.04	3,484,283	\$3,623,654
2003	\$0.85	\$1.00	3,111,953	\$3,111,953
2004	\$0.94	\$1.08	3,815,415	\$4,120,648
2005	\$0.90	\$1.00	3,631,754	\$3,631,754
2006	\$0.90	\$0.97	2,984,084	\$2,894,561
2007	\$0.92	\$0.96	2,777,723	\$2,666,614
2008	\$1.01	\$1.03	2,763,519	\$2,846,425
2009	\$0.96	\$0.97	2,202,021	\$2,135,960
2010	\$0.97	\$0.97	3,111,892	\$3,018,535
2011	\$0.97	\$0.95	3,575,278	\$3,396,514
2012	\$1.00	\$0.97	2,602,352	\$2,524,281
Average	\$0.93	\$0.99	3,096,389	\$3,065,425

- Consumer Price index used to convert nominal dollars to 2010 equivalent
- Landings data is from VTRs
- Revenue is estimated based on VTR landings and prices calculated from dealer data



# Price and Landings (Page 11 Specs)



- Price has been stable since 2009, despite lower landings than TAL

# SSC Review and Recommendation for Red Crab

August 21, 2013

---

- ABC remains at the status quo level of 1,775 mt
- OFL remains unknown given data-poor nature of stock

# Proposed Specifications for 2014-2016: Status Quo TAL (Pages 5-12 Specs)

---

	Proposed Measure
MSY (mt)	Undetermined
OFL (mt)	Undetermined
OY (mt)	Undetermined
ABC (mt)	1,775
ACL (mt)	1,775
TAL (mt)	1,775

# NEFMC Decision Options

---

- Option 1: Approve status quo TAL of 1,775mt males for fishing years 2014-2016 (SSC recommended ABC)
- Option 2: No allocation for fishing years 2014-2016

---

# QUESTIONS?

